


MPO 24 Fiber Ferrule Cable Assembly



MPO 24xFibers Ferrule Cable Assembly is a product designed for cable infrastructure which is used or which is due to be upgraded for parallel optics 40/100G protocols like 100GBASE-SR10 or 40GBASE-SR4. Assembly is built using 24xfibers ferrule interface MPO connectors which can be used directly with CFP/CXP 100G transceivers or when used together with Transition Modules/ Cables can provide 100G compatible infrastructure for 40G QSFP+ transceivers.

MPO24xFibers Ferrule Cable Assembly can be used with 24xfibers ferrules MPO to LC module providing 40/100G compatible infrastructure for legacy non-parallel optics 4/8/10/16G Ethernet/ Fiber Channels protocols networks. Assemblies are offered in main 2 standard variants as the Trunks using double jacket 4.5 mm OD MicroCable structure and as a Patchleads using single jacket 3 mm OD MicroCable structure. Small and compact size of MicroCable is ideal for high density data center application. Indoor/ Outdoor grade of assemblies are available using traditional loose tube INT/EXT.

MPO multifiber interface facilitates rapid deployment of high density backbone cabling in data centers and other high fiber environments reducing network installation or reconfiguration time and cost.

FEATURES/BENEFITS

- OS1/2, G.657A1, OM3, OM4
- 24 Cores MicroCable Trunks (Double Jacket 4.5 mm OD)
- LSZH, OFNR, OFNP cable jackets
- Female/Un-Pinned and Male/ Pinned MPO connectors
- Polarity Variants 1, 2, 3
- Universal INT/EXT Loose Tube Available
- **High Quality**- Factory terminated and tested
- **Next Generation Network Proof** - 40/100GParallel Optics compatible.
- **MPO Interface** - MPO components feature superior optical and mechanical properties.
- **Optimised Performance** - low loss MPO and OM4 fiber assures low insertion losses and power penalties in tight power budget high speed network environment.
- **High Density** - Multifiber connector and compact dimension of ruggedized Microcable improves space management in costly data center environments.
- **Rapid Deployment** - Factory terminated system saves installation and reconfiguration time during moves, adds and changes.
- **Reliability** - 100% tested Combination of high quality components and manufacturing quality control guarantees product to the highest standards.

APPLICATIONS

- Data Centre Infrastructure
- Storage Area Network- Fiber Channel
- Parallel Optics:40Gbps and 100Gbps Protocols
- Infiniband

SPECIFICATIONS

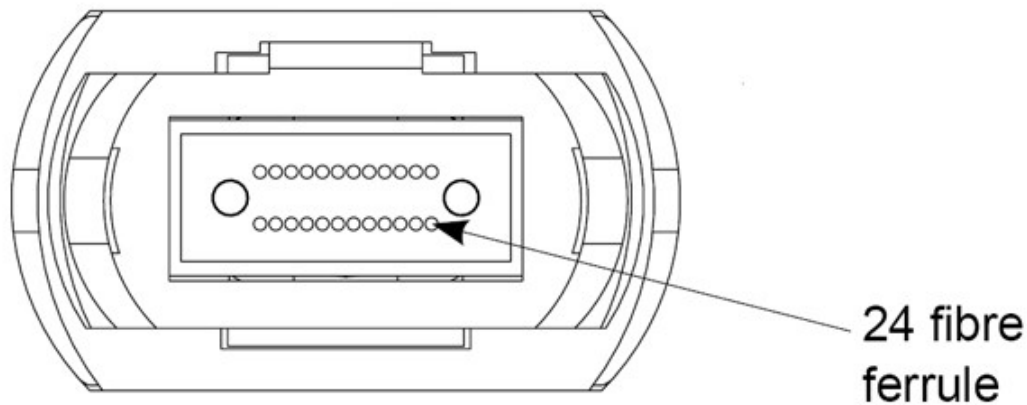
ELEMENT	CHARACTERISTIC
Fiber	OS1/OS2, G.657A1, OM1, OM2, OM3, OM4
MPO/MTP Terminations	MTP® 24 Fiber Ferrule US Conec Boot Colour: Black Body Sleeve Colour: MM (Beige), MM Premium/Elite (Aqua, EricaViolet for EV Cable), SM (Green)
Cable Diameter	Micro Cable Trunk Max OD 24 cores 4.5 ± 0.3mm Patchlead Max OD 24 cores 3.0 ± 0.1mm
Crush Resistance	Double Jacket Micro Cable: 1000 N/100 mm Single Jacket Micro Cable: 500 N/100 mm
Cable Tensile Strength	Double Jacket Micro Cable (24 Core) (Short/Long) 400 N/150 N Single Jacket Micro Cable (24 Core) (Short/Long) 200 N/60 N
Cable Strength Member	Aramid
Storage Temperature	-20 ~ +60°C
Installation Temperature	-5 ~ +50°C
Operating Temperature	-20 ~ +60°C
Pulling Element	Rope Attached to Aramid

Connector Performance

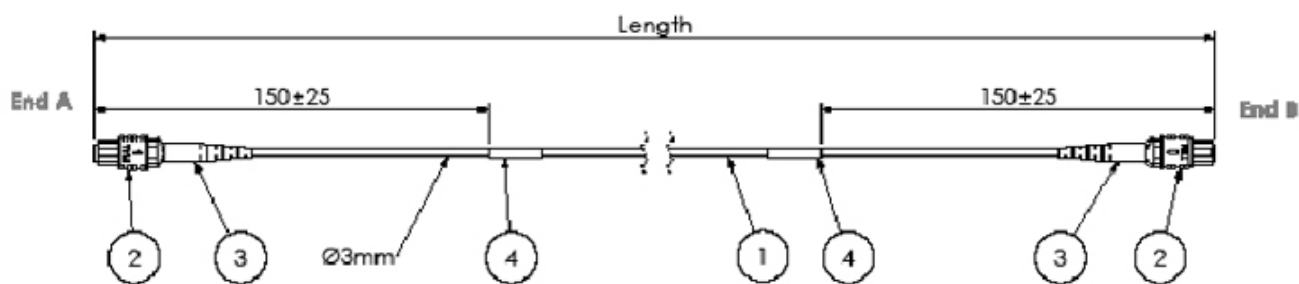
CONNECTOR MATING	IL AVERAGE	IL MAX	RETURN LOSS
MTP® Elite (MM)	0.10 dB	0.35 dB	N/A
MTP® (MM)	0.20 dB	0.60 dB	N/A
MTP® Elite (SM)	0.10 dB	0.35 dB	>60 dB
MTP® (SM)	0.25 dB	0.75 dB	>60 dB

Cable Performance

CABLED FIBRE TYPE (ISO/IEC 11801)	OS1/OS2	OM3	OM4
Attenuation Coefficient [dB/km]	≤ 0.38 Max (1310 nm) ≤ 0.25 Max (1550 nm)	≤ 3.5 Max (850 nm) ≤ 1.5 Max (1300 nm) ≤ 2.7 Typ (850 nm) ≤ 0.9 Typ (1300 nm)	≤ 3.5 Max (850 nm) ≤ 1.5 Max (1300 nm) ≤ 2.7 Typ (850 nm) ≤ 0.9 Typ (1300 nm)
Minimum Bandwidth: Overfilled Launch [Mhz-km]	N/A	≥ 1500 (850 nm) ≥ 500 (1300 nm)	≥ 3500 (850 nm) ≥ 500 (1300 nm)
Minimum Bandwidth: Laser Effective Modal Bandwidth [Mhz-km]	N/A	≥ 2000 (850 nm)	≥ 4700 (850 nm)

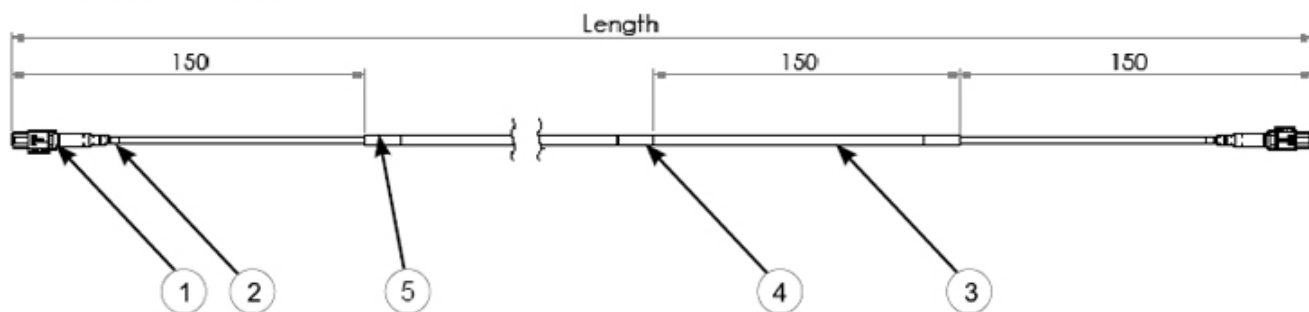


MPO/MTP® Patch Cord Assembly



1. 24 fibre Micro Cable single jacket 3mm OD
2. 24 fibre ferrule MPO/MTP®
3. 3mm MPO/MTP® connector boot
4. Serial number label

MPO/MTP® Trunk Assembly



1. 24 fibre ferrule MPO/MTP®
2. MPO/MTP® connector boot
3. 24 fibre Micro Cable double jacket 4.5mm OD
4. Serial number label
5. Heatshrink

ADDITIONAL INFORMATION

- TIA/EIA-568-C.3 and ISO/IEC 11801
- IEC-61754-7 & EIA/TIA-604-5
- NFPA 262 (OFNP) or IEC 60332 (LSZH)
- IEC-60793

ORDERING INFORMATION

Code	Fiber Type	Cable Type	Jacket Material	Color	Grade	End A	End B	Polarity	Unit	Length
M	3 OM3	DSF 24F Double Jacket 4.5mm	L LSZH	9 YELLOW	P Premium (Multimode only)	U MPO F	U MPO F	-D062- Variant 1 / CXP to CFP	M Meters	1 1
	4 OM4	DQF 24F Single Jacket 3mm	E CPR Eca	C AQUA	E Enhanced (Singlemode)	V MPO M	V MPO M	-E062- Variant 2	F Feet	2 2
	7 G.657A1		C CPR Cca*	D ERIKA VIOLET*				-F062- Variant 3		3 3
			B CPR B2ca*					-G062- Variant 4		5 5
			R OFNR					-H062- Variant 5		10 10
			Q OFNR UL Listed							XX Specify
			P OFNP							
			A OFNP UL Listed							

Legacy Ordering Information

Connector End A	Connector End B*	Fiber Type	Cable Construction	Cable Length	Length Unit	Cable Jacket type	Polarity	-US
M2F MTP (F)(24F)	M2F MTP (F)(24F)	OM3 OM3 50/125	24 4.5 mm OD MicroCable double jacket	1 1	leave blank metre	leave blank LSZH	A Variant 1	
M2PF MTP Elite (F)(24F)	M2EM MTP Elite (F)(24F)	OM4 OM4 50/125	24P 3 mm OD MicroCable single jacket	2 2	FT Feet	RI Riser	B Variant 2	
M2M MTP (M)(24F)	M2M MTP (M)(24F)	7A1 SM G.657A1		3 3		PL Plenum	C Variant 3	
M2EM MTP Elite (M)(24F)	M2EM MTP Elite (M)(24F)			5 5		RIUL Riser UL		
				10 10		E** LSZH CPR Euroclass Eca		
				XX Specify				



FURTHER INFORMATION

• Select Connector End B only if End B is different from End A
 • For additional information please contact your sales representative
 * Standard cable profile Double jacket 4.5mm OD only
 • Downloaded from <https://www.aflhyperscale.com/product/mpo-24-fibers-ferrule-cable-assembly>
 • AFL Hyperscale reserves the right to make changes in this datasheet at any time without notice
 • Information in this document is correct as of January 08, 2020

Example Part Number: **M2F** **OM3** **24** **10** **B** **-US**
 SCAN QR FOR PRODUCT PAGE
 M2FOM32410B-US Trunk MTP (F)(24F)- MTP (F)(24F) OM3 50/125 4.5mmOD Micro LSZH 10m Variant 2